


Alphabet Safety



Flash Cards



Copyright ©2007 Books BeCause!


ALPHABET SAFETY FLASH CARDS - BILINGUAL

Created by Dr. Ruth Brubaker Rimmer, these flash cards provide a brand new way to teach the ABC's of safety. Dr. Rimmer is a researcher in the area of parenting and injury prevention. She has worked with severely injured children for over twelve years and is committed to the prevention of burns and other injuries through education for parents and children.

Illustrated and designed by Tricia McCain, a freelance graphic artist living in Mesa, Arizona. She received her BFA from the University of Oregon in visual design.

Parents and children can learn the ABC's of safety together in both English and Spanish. Use the Alphabet Safety Flash Cards over and over again to teach all of the kids in your home how to be safe in a variety of circumstances. They are also perfect for practicing a second language.

Los padres y los niños pueden aprender los ABC's de seguridad en inglés y también en español. Use las cartas muchas veces para enseñar todos los niños en su casa como ser seguros en una variedad de circunstancias. También son perfectos para practicar una segunda idioma.



Copyright ©2007 Books BeCause!
Illustrations copyright ©2007 by Tricia McCain
All rights reserved.

This cards may not be reproduced in whole or in part, by any means (with the exception of short quotes for the purpose of review), without permission of the publisher.

For information, address:
Books BeCause! • P.O. Box 30954 • Mesa, AZ 85275
FIRST EDITION PRINTING, 2007
\$6.95

A



A is for **AMBULANCE**

If you see the lights flashing,
move out of the way!

a

A



A es para **AMBULANCIA**

¡Si vez a una venir, quítate
de su camino!

a

B



B is for **BITE**

Be careful.... strange dogs
might bite!

b

B



B es para **BOMBERO**

¡Su trabajo es apagar
el fuego!

b

C



C is for **CROSSWALK**
This is the only safe place
to cross the street.

C

C



C es para **COCINA**
¡Ahí se cocina –
NO SE JUEGA!

C

G

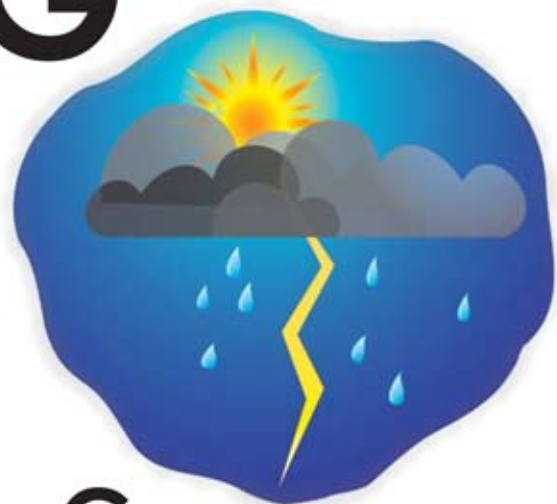


G is for **GREEN LIGHT**
that means its okay to GO!

g

Copyright ©2007 Books BeCause!

G



G es para **GUARDIA**
¡Mantente en guardia, sí hay
relámpagos entra
a la casa!

g

Copyright ©2007 Books BeCause!

H



H is for **HELMET**
that you should always
wear when riding
your bike.

h

H



H es para **HORNO**
¡Cuando esté prendido
no lo toques,
está CALIENTE!

h

J



J is for **JACKET**

Always wear a life jacket
in a boat!

j

J



J es para **JAMÁS**

¡Jamás te acerques al agua
sin supervisión!

j

L



L is for **LIGHTER**
A tool not a toy!

L



L es para **LUZ VERDE**
¡Esto significa que puede
pasar!

O



O is for **OVEN**
that is too **HOT** to touch!

O

O



O es para **OLLA**
¡Siempre volteas las agarraderas hacia atrás!

O

S



S is for **SMOKE DETECTOR**.
It beeps and tells us
to get OUT!

S

S



S es para **LA SALIDA (EXIT)**
¡Que muestra como
se puede salir!

S

V



V is for **VEHICLE**

Always wear your seatbelt in
a car, truck or van!

V

V



V es para **VEHÍCULO**

¡Siempre usa tu cinturón de
seguridad cuando viajes en
un carro, troca o van!

V

Z



Z is for **ZEBRA**

Always wear sunscreen –even
zebras get sunburns!

Z

Z



Z es para **ZONA**

¡No camines por las
áreas donde haya
esta señal!

Z